

User Manual

Lekho Website

Lekho Website combines an easy interface with the power of static hosting. It is made with the observation that using a handful of HTML elements and CSS commands most of websites can be made.

In a website the part of the page which is common in all pages is called a 'Template', each page contain an 'Article'.

Installation

This software runs on *python3* and a recent *web-browser*.

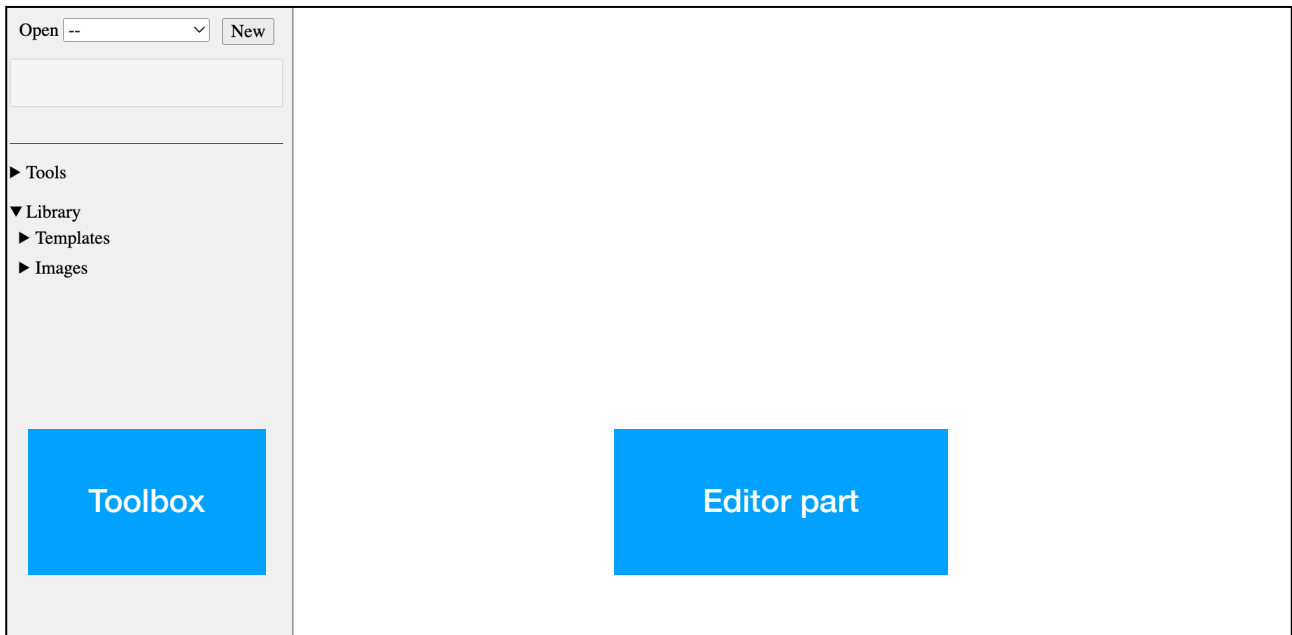
```
pip install flask
pip install bleach
```

```
git clone https://github.com/LekhoSimplified/pyEditorJS.git
cd pyEditorJS
python3 setup.py install
cd ..
```

```
git clone https://github.com/LekhoSimplified/website.git
cd website
python app.py
```

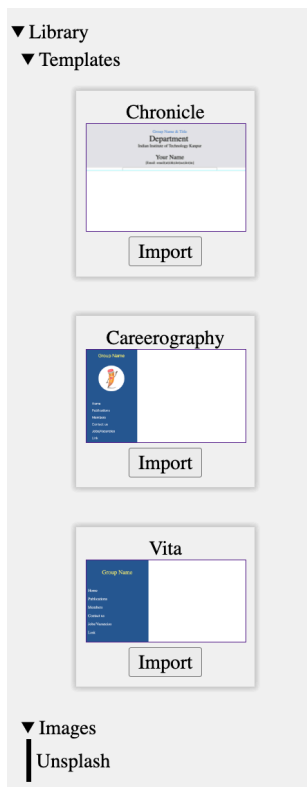
Open a browser and visit <http://localhost:5000>

Getting Started



When you open this software, you get a library of templates and images. Click on “New” to create a new project.

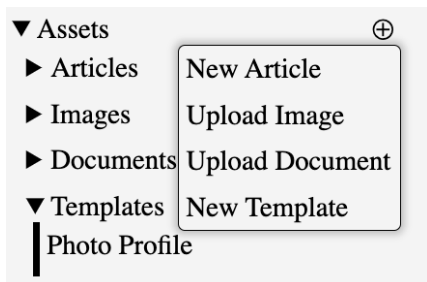
Importing Template



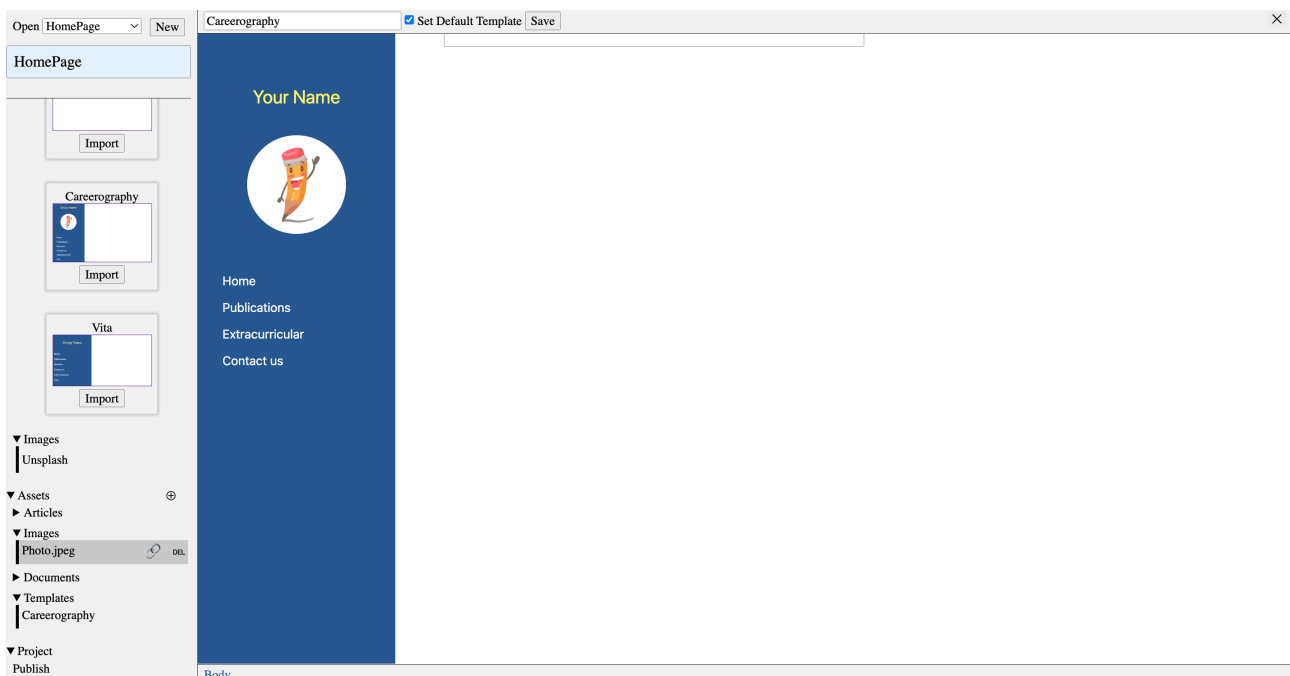
These templates are in line with HTML5 Semantics, containing Header for top part, Nav for navigation, and Main for article. You may click on a template to preview it in full size. Click on “Import” of “Careerography” to use this template. You will see this in the “Assets -> Templates” section.

Unsplash contains 1000s of royalty free images that can be used in your project.

Adding Profile Photo



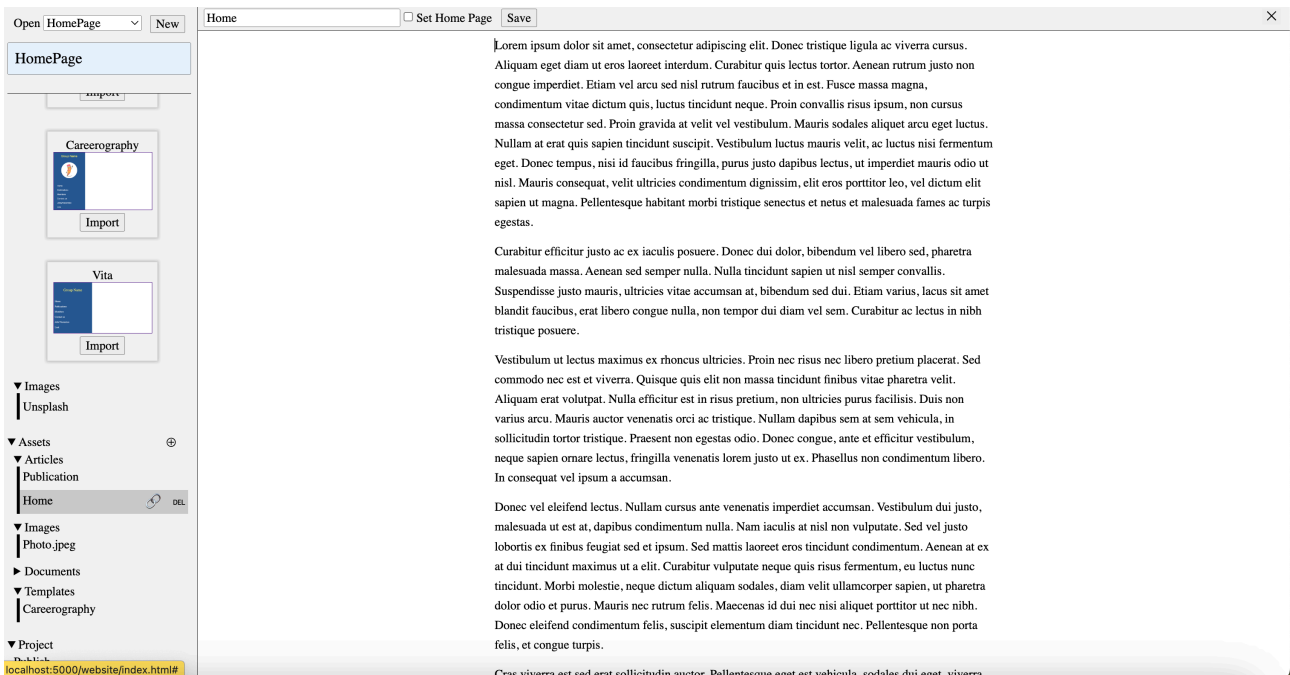
Click on the + in right side of Assets to upload your photo.



Rename “Untitled Project” to “HomePage”.
Click on the pencil and click on the Link icon beside your profile photo.
Click on “Set Deault Template” and Save.

You can click on any text any modify them according to your needs.

Adding Articles

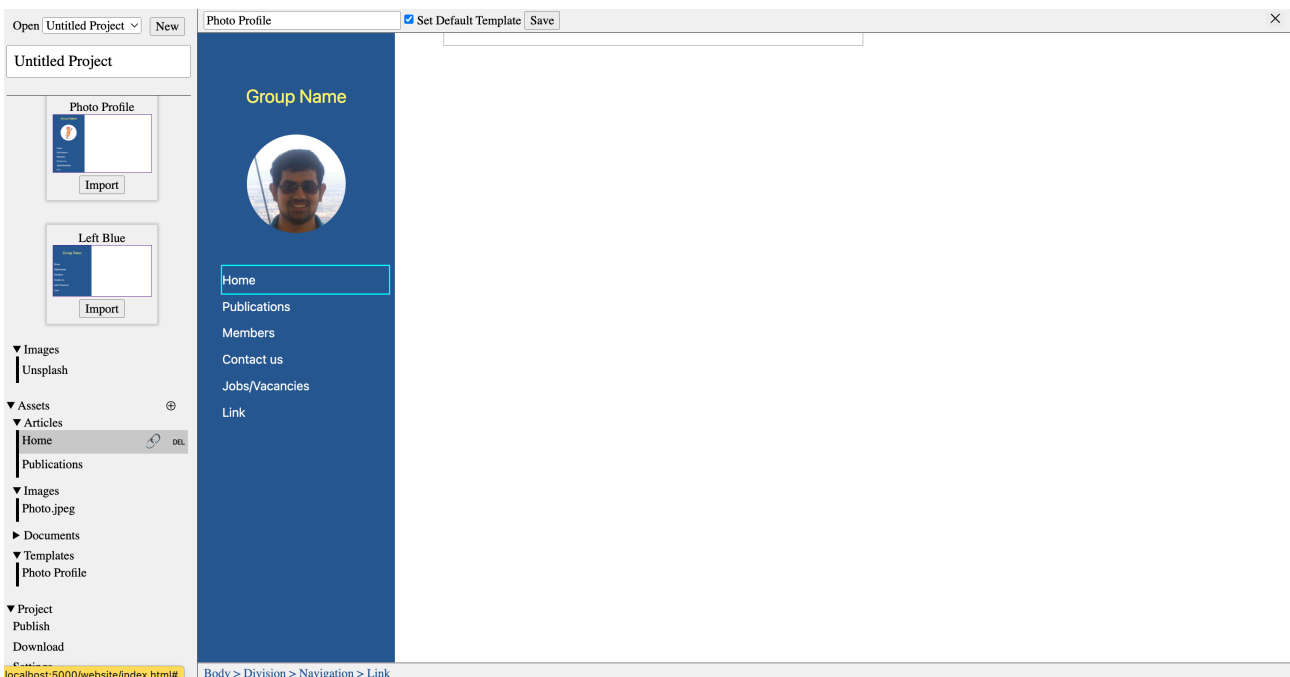


Add a New Article and put your homepage content. For sample, you may put Lorem Ipsum Text (<https://www.lipsum.com/feed/html>). Give a name to this article, say “Home”. Click on “Set Home Page” and Save.

Add another Article, Press on the “+” icon in Article Editor and add a List, You may also add a Heading to this article. For this article do not “Set Home Page”.

Name is “Publications” and add publication text, you may also put a link to DOI. Click on Save.


Again Open the Template, Click on Home, Hover over the Home Article and click on the link icon. Similarly link the Publications Article. Click on the Publish button on the bottom of the left Panel.



The output

You have your static file in the out/HomePage folder. Say Cheese.

Anando G Chatterjee



- Home
- Publications
- Members
- Contact us
- Jobs/Vacancies
- Link


Lorem ipsum dolor sit amet, consectetur adipiscing elit. Aliquam mollis ipsum at nulla ullamcorper sodales. Etiam vestibulum, est lacinia porttitor egestas, orci erat eleifend dui, eget imperdiet lacus erat at metus. Vestibulum ante ipsum primis in faucibus orci luctus et ultrices posuere cubilia curae; Suspendisse vitae velit sit amet tortor sollicitudin lobortis non eu metus. Etiam vel nisl rutrum, pretium quam sit amet, scelerisque diam. Donec bibendum in nunc id bibendum. Vestibulum id rhoncus nisi. Aliquam eu faucibus est. Vestibulum ac urna rhoncus nisl faucibus efficitur. Integer lobortis luctus ante. Sed pharetra eleifend imperdiet. Morbi at lobortis leo. Sed ante purus, maximus non malesuada ut, aliquet et ante. Interdum et malesuada fames ac ante ipsum primis in faucibus. Praesent tempus leo a quam tincidunt mollis.

Vestibulum sodales tellus turpis, et venenatis arcu pretium sed. Ut vel porta nisi, ac feugiat risus. Maecenas in tincidunt est, semper dapibus orci. Proin dignissim urna pellentesque, viverra velit a, mollis diam. Nullam luctus at ligula id tempor. Interdum et malesuada fames ac ante ipsum primis in faucibus. Nullam congue sagittis nibh a viverra. Sed justo urna, congue ut turpis sed, porttitor sodales nisi. Phasellus malesuada lectus et tincidunt efficitur. Mauris condimentum justo nisi, at ultricies dolor aliquet quis. Pellentesque dapibus volutpat risus id faucibus. Morbi iaculis arcu eget rutrum vehicula. Nulla facilisi. Sed imperdiet enim sapien, nec malesuada dui bibendum at. Vestibulum scelerisque sem et auctor blandit.

Praesent elit elit tincidunt, tempor tellus sodales, commodo lectus. Sed sed placerat elit, et dapibus turpis. Morbi rutrum semper rhoncus. Phasellus mattis dapibus mi, sed facilisis risus lobortis in. Vivamus feugiat facilisis purus nec commodo. Maecenas eleifend nulla sed pharetra tincidunt. Sed interdum a magna ac auctor. Phasellus vel elementum felis. Integer turpis tellus, elementum eget lacus quis, malesuada ultrices lectus. Mauris accumsan dapibus volutpat. Pellentesque habitant morbi tristique senectus et netus et malesuada fames ac turpis egestas. Vestibulum ante ipsum primis in faucibus orci luctus et ultrices posuere cubilia curae;

Vivamus ullamcorper sagittis luctus. Nam sed sollicitudin dolor, at interdum augue.

Anando G Chatterjee



- Home
- Publications
- Members
- Contact us
- Jobs/Vacancies
- Link

Publications

1. A. Halder and S. Banerjee and A. G. Chatterjee and M. K. Sharma, Contribution of the Hall term in small-scale magnetohydrodynamic dynamos, [Phys. Rev. Fluids, 8, 053701 \(2023\)](#).
2. A. Gupta, R. Jayaram, A. G. Chatterjee, S. Sadhukhan, R. Samtaney, and M. K. Verma, Energy and enstrophy spectra and fluxes for the inertial-dissipation range of two-dimensional turbulence, [Phys. Rev. E, 100, 053101 \(2019\)](#).